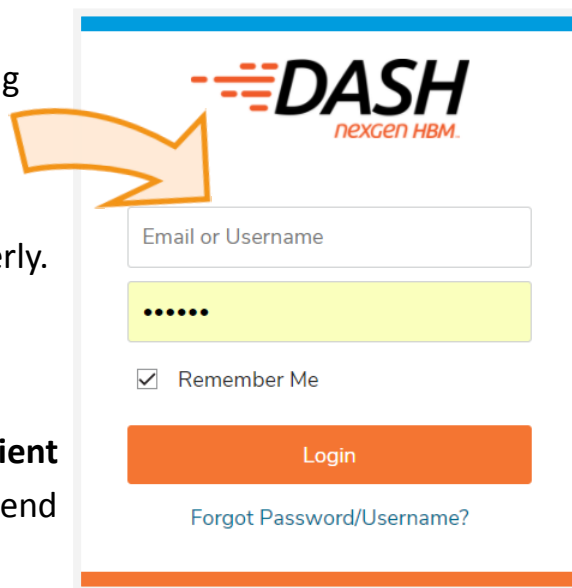


Congratulations and welcome to HBM!

As a new Agent to HBM and part of our training service guarantee, we want to prepare you for success on your journey. Below are instructions for getting started on the **HBM HomeScout®** and **DASH™** applications.

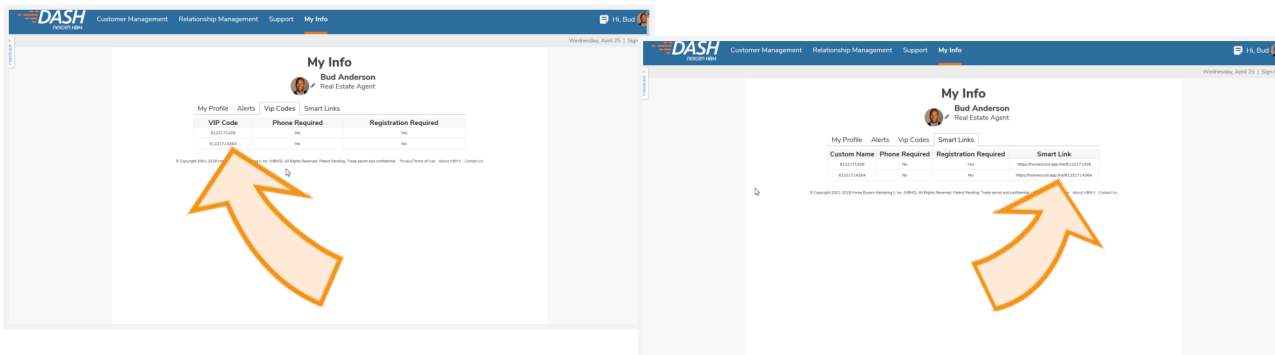
Step 1: Log in

- Begin by logging into the back end reporting site called **HBM DASH**.
- Verify that your **login** information from the email you received previously, works properly.
- Both the Username and password are case sensitive.
- To change your password please contact **Client Services** at this number: **952.831.1919** or send an email to: support@hbm2.com



Step 2: Locate VIP Code and Smart Link

- Click **My Info**, locate your **VIP Code** and **Smart Link** as this is what you will use to help customers create their own **HomeScout** account.
- To change your VIP Code please contact HBM Client Services at: **952.831.1919** or send an email to: support@hbm2.com



VIP Code	Phone Required	Registration Required
812211428	Yes	Yes
812211428	Yes	Yes

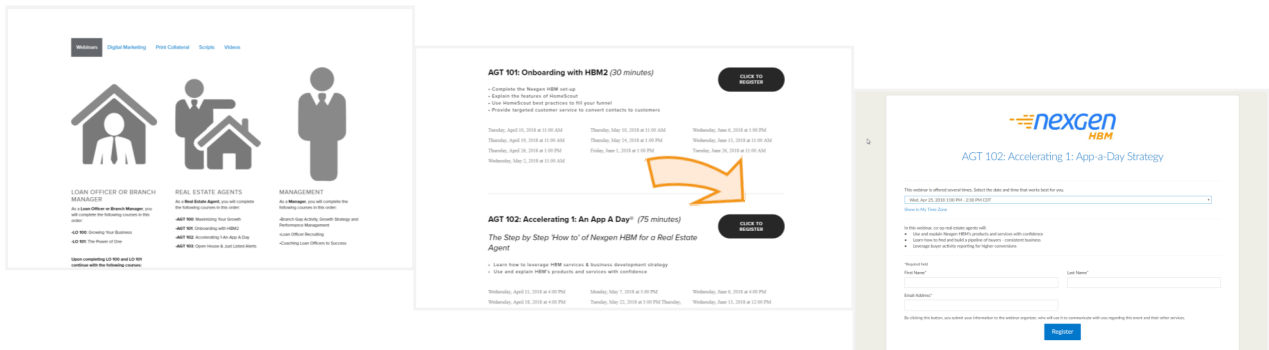
Custom Name	Phone Required	Registration Required	Smart Link
812211428	Yes	Yes	http://www.hbm2.com/agent/812211428
812211428	Yes	Yes	http://www.hbm2.com/agent/812211428



Step 3: Send Us Your Photo and Logo

- Please send us your photo and logo via email to: photos@hbm2.com.
- **Please note this could take 24 business hours before it is added to your HBM account.

Step 4: Register for Accelerating 1 webinar



- From the **DASH** click **Support**, scroll down to register for the next **AGT 102: Accelerating 1—An App A Day** webinar.
- If you have any questions, please contact **HBM Client Services** at **952.831.1919** or send an email to: support@hbm2.com.

Step 5: Download the Mobile Apps



- Download the **HomeScout** app from your App Store.
- Then use your VIP Code to create your **HomeScout** account.
- Download the **HBM DASH** app from your App Store.
- Use your Agent login and password information you used to get into the back end when downloading the **HBM DASH** app.

